

Parents workshop

Aims

1. Phonics at Cubitt Town
2. How Phonics work
3. What you can do to support phonics and reading

Phonics at Cubitt Town Primary

- We follow the RWI phonics program
- Read Write Inc (RWI) is a well-known phonics program used in both Primary and Secondary settings with high success rates
- RWI is a highly structured, repetitive and prescriptive programme that's uses specialised books and resources to match each phonic stage the learners pass through

What is phonics?

Phonics is the ability to decode (breakdown) letters on a page into words. Until the ability to do this is secure, reading will be a challenge. We teach learners this ability through the RWI program.

How do we teach phonics?

- In Reception we teach phonics 4 times a week. Each lesson is 30-40 minutes and involves learning a new sound and a writing and reading element



- Learners will eventually be split into phonic ability groups within their key-stage = targeting learning
- Learners are assessed every 6 weeks and groups are re-adjusted according to learners' progress
- New sounds are introduced regularly – books and writing tasks match new sounds and revise old sounds

Letter sounds

Letters are what we use to spell words and sounds are what we use to pronounce them when reading out loud. While every letter is linked to a sound, the sounds may not be obvious to children to begin with. Phonics breaks this process down for them when they're learning how to read.

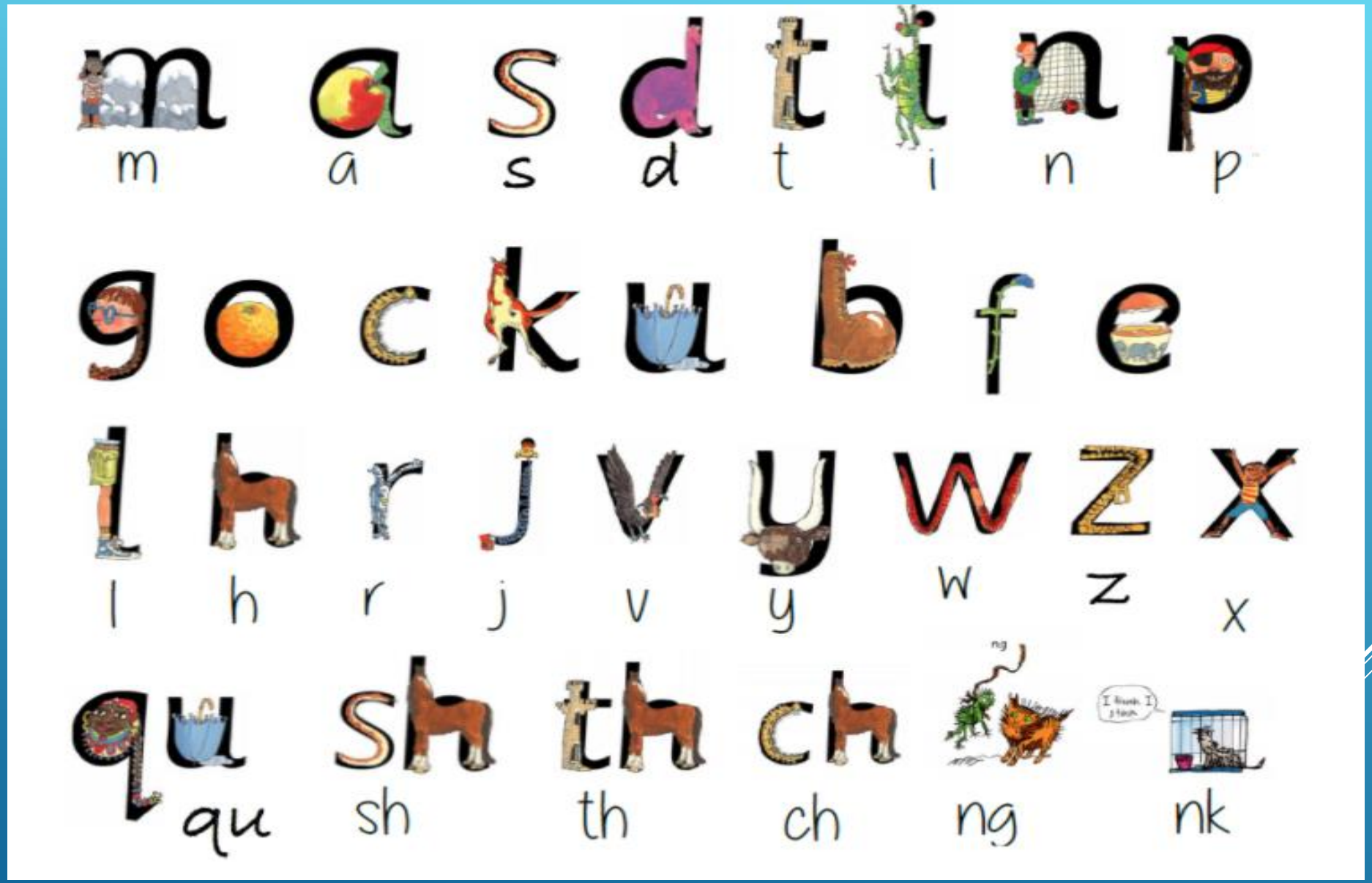
m a s d t i n p
m a s d t i n p
g o c k u b f e
l h r j v y w z x
l h r j v y w z x
qu sh th ch ng nk
qu sh th ch ng nk

What does a phonics lesson look like?

1.New sound introduced

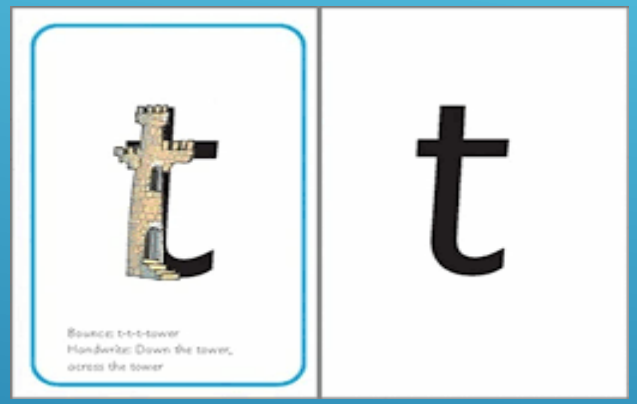

2.Review previous sounds



3.Writing phrase



4.Fred talk



Two important skills

- **Blending** - This involves looking at a written word, looking at each letter and using knowledge of phonics sounds to represent each letter. This is the basis of reading.
  - **c – a – t cat**



- **Segmenting** - This involves hearing a word, splitting it up into the phonemes that make it, using knowledge of phonics to work out which letters represent those phonics sounds and then writing those letters down in the right order. This is the basis of spelling.
  - **dog d – o - g**

3 types of words

1.Decodeable words

These are words that can be sounded out

c-a-t m-oo-n l-e-tt-er-s

2.Tricky words

These are words we are not able to sound out as there are letters that do not make the sound we expect

into no me

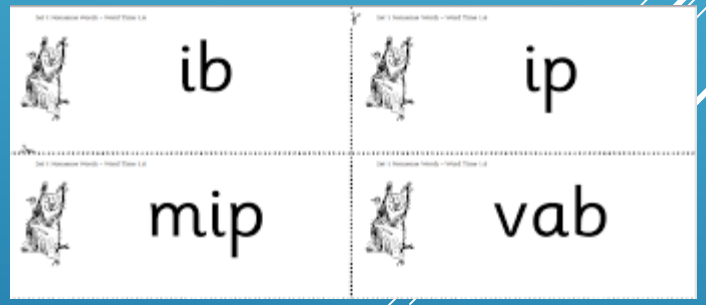

3.Alien words

These words can be sounded out but make no sense. The words test if the children can decode even though the words aren't real.

End of Reception expectation

Starting point

Learn all set 1 sounds

ASSESSMENTS

End Expectation

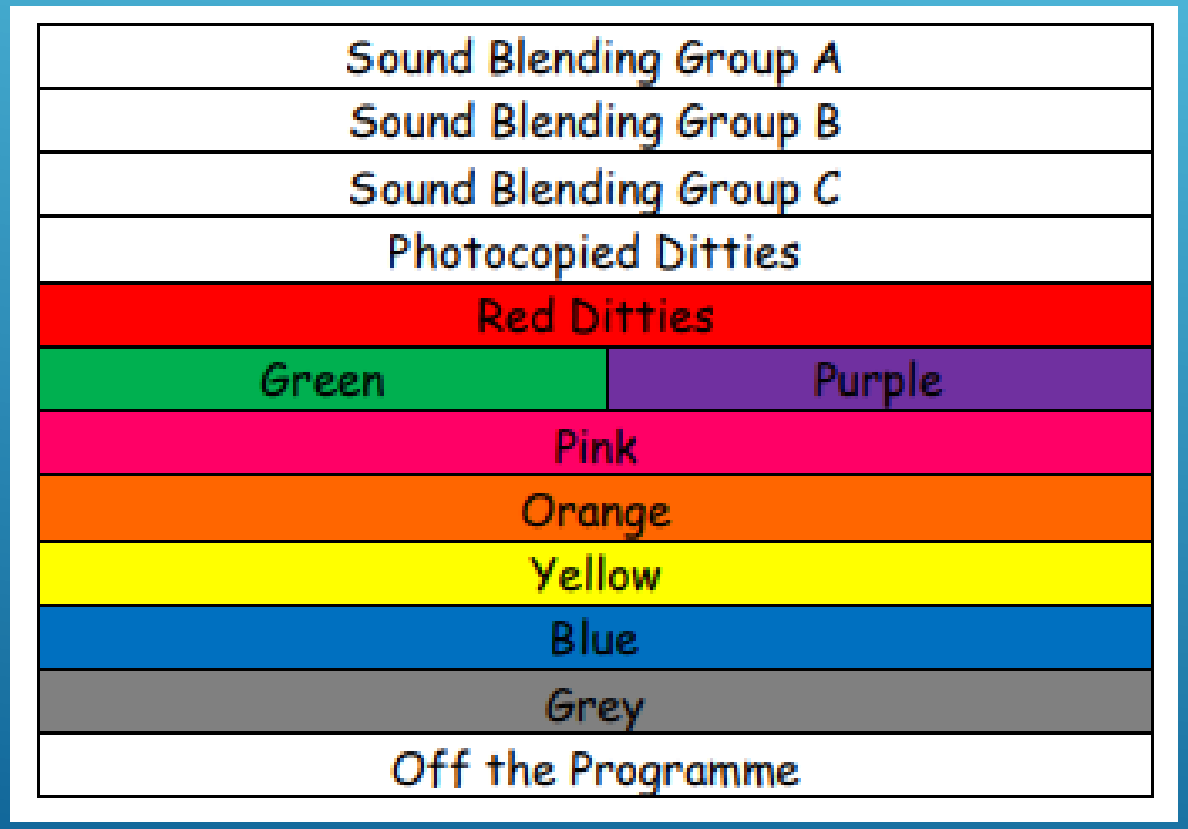

What can you do at home?

- Complete Phonics homework daily
- Complete the word of the Week
- Bedtime stories/anytime stories
- Pointing out signs/adverts in the environment
- Online stories Trips to the library
- Read a range of texts – comics, newspapers, magazines, picture books, adverts, menus

THANK YOU!

November 16th - Parental engagement day

Phonics lesson